

Year 9: Lancre Festival

Software: *Dreamweaver, Flash, PhotoShop and Internet Explorer*

You should save your work frequently!

You should create a new folder called “LancreFesYOURNAME” on your own area (P:\ - My Documents). When finished you should copy your work to Resources > Subjects > InfoTech > Handin > Year09 “LancreFesYOURNAME”. It is vital that this is tested in IE.

You have to create a website of the “Lancre Festival” with the various features that are listed below. All of the files you need can be found in

Resources > Subjects > InfoTech > Year09 > LancreFes

Task	You are advised to complete these tasks in the order given.		
1	The layout of the Homepage must be a table like that shown on the right.	Heading (+ Flash Animation Qu5)	
		YOUR NAME Hyperlinks Qu3	Dates.txt
			Lancre.Txt file here
		Spry Menu (Qu4)	
	Homepage must have Heading ‘The Lancre Festival 2011’ and this must be large and centred within the cell.		
	Homepage must have dates underneath the heading – you will find these in the file “dates.txt”		
	The Heading and dates must be coloured Red and in a Bold font. The Cell Background colour is a light grey .		
	Text about Lancre and the festival must be on the homepage (Lancre.txt)		
Save the Home page (and all other files) in “LancreFesYOURNAME”			
Add the image “map.jpg”. However the map has the “Flowershow” and the “Market” labelled the wrong way round. Correct the file map.jpg.			
2	Create a 2 nd webpage called “events.html”. The Layout / Fonts and Colours are the same as the Homepage, but has a Heading of ‘Festival Events’ and instead of the Lancre.txt file has the “events.txt” file. The image file is “Purple spiders 2.jpg” and MUST be a Rollover Image (The Rollover should be a variation of this file). The word ‘Free’ appears 6 times and must be in a larger font size, and RED!		
3	Add your name and 2 Hyperlinks on both pages. 1 hyperlink goes to the other page (“Homepage” or events.html) the other to Google.		
4	You need to create a Horizontal Menu Spry. This has 3 entries Home (which links to your Homepage), Events (which links to your Events Page) and Google – which links to Google! This spry must be on both pages.		
5	Just below the Heading the Flash Animation can be added. This should be an appropriate Flash animation that includes the text “Lancre” and “Festival” some images with movements / transitions / transforms		

Homepage



Events layout to be similar.

The "Perfect Design" has all the information you need to create it without the need to ask the Designer for more.

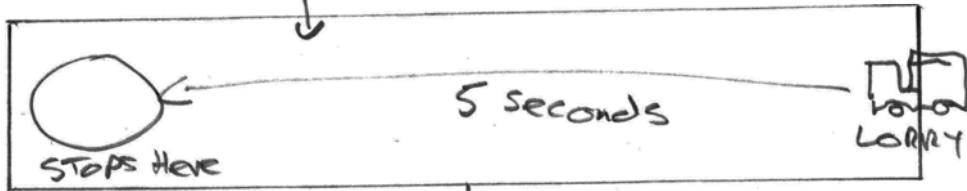
FLASH - STORYBOARD

Objects




LANCRE FESTIVAL
↑ TEXT
BLACK IN CAPITALS
ARIAL FONT
FIRST LETTERS L & F
a bit larger.

Background colour
Same as website



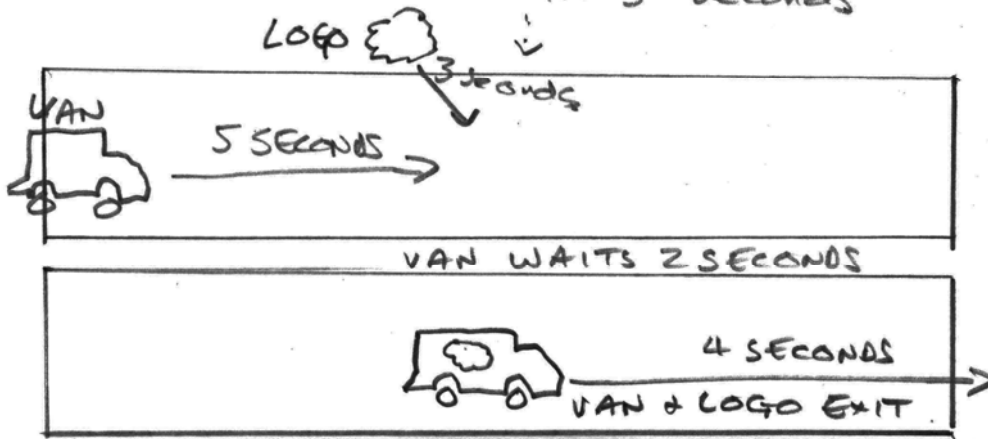
2 seconds WAIT



LANCRE FESTIVAL TEXT

2 SECONDS WAIT

LORRY + TEXT EXIT TO LEFT
IN 5 seconds



VAN WAITS 2 SECONDS

